The Slice Family

Illuminate your space with precision Slices of homogeneous light. The Slice family offers linear 1” and 2” wide profiles in recessed and below ceiling options in lensed and multi-cell configurations. The 2” lensed surface/pendant fixture delivers over 750 lumens per foot with a modular design allowing continuous homogenous light to your specified length. Whether Surface or Pendant with stem or cable the Lambertian type distribution of ~100° is perfect as a general continuous linear illumination device. You have found the 2" lensed surface mounted Slice and we hope you enjoy the details.

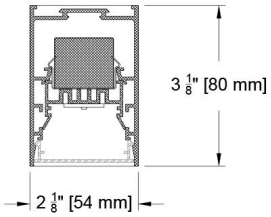

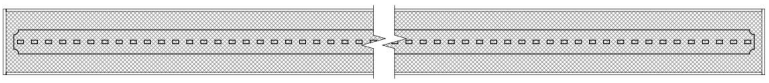

Lumens per Foot Photometrics				
2" Linear Lensed		Performance/Foot		
Source	System watts (W/ft)	Delivered Lumens (lm/ft)	Lumens/ Watt/ft	Peak cd
F4	5	395	82	165
F8	10	790	82	334

PROJECT: | TYPE:

SPECIFIER: | DATE:

Key Points (SL2DC-LSF)

Source Optics

- Up to 790 lm/ft available
- Over 80 lumens per watt per foot
- TITLE 24 Fixture photometrics support CA Title 24 part 6 compliance meeting requirements of JA8
- Even illumination with wide (~100°) lambertian type distribution
- 1' minimum board length. Depending on specified length, ends may have unlit area. Request submittal drawing if definition is required
- CCT offerings - 2700k, 3000k, 3500k and 4000k
- 90+ CRI and 50+ R9

Housing

- Specify to desired length for even continuous light
- 14 color options + Custom and RAL# available
- Canopy finish will match housing unless otherwise noted
- Pendant with stem or cable
- Minimum 2' length for integral driver and appropriate driver loading
- Lengths longer than 8' are assembled in field with supplied joiners
- Damp listed

Driver And Control

- Integral Driver standard - remote upon request
- 0.1% dimming availalbe in 0-10 or DALI-2 protocols
- Flicker Free to IEEE 1789-2015 (no effect to low risk)
- Universal 120v to 277v

© 2026 Specialty Lighting Industries

Specialty Lighting Industries
1306 Doris Ave., Ocean, NJ 07712
Tel. 732.517.0800 | Fax 732.517.0971

Ordering Codes

PROJECT:

SPECIFIER:

DATE:

TYPE:

QUANTITY:

Ordering Code Example: SL2DC-LSF-SM-450"-B-F8-30-SY2-P16

FIXTURE	MOUNTING	LENGTH	HEIGHT	LUMENS / WATTS	CCT	DRIVER / CONTROL	HOUSING FINISH	ACCESSORIES
SL2DC-LSF								
Slice 2" Continuous Linear Surface Lensed Downlight	SM Surface Mount CBM Cable Mount STM Stem Mount	__ Specify exact length in inches*^ *Minimum board length of 12" ^Minimum of 24 inches required for integral driver Note: Depending on length specified, ends may have unlit area. Please request submital drawing if unlit area definition is required.	-- Specify Length of Stem or Cable in inches B Blank - use for Surface Mount	F4 ● ● 5W 395Lm 90+CRI, 50+R9 values per foot F8 ● ● 10W 790Lm 90+CRI, 50+R9 values per foot ● ●Supports CA Title 24 part 6 compliance meeting JA8 requirements	27 2700K 30 3000K 35 3500K 40 4000K	SY1 0-10 1.0%, UNV (120-277V) linear SY2 0-10 1.0%, UNV (120-277V) log E1 0-10 0.1%, UNV (120-277V) log E2 DALI-2 0.1%, UNV (120-277V) log E3 0-10 0.1%, UNV (120-277V) linear Note: Integral driver standard. Remote mounting upon request	Standard B Black Paint Optional W White Paint PXX Specialty Paint Color* P01-P15 W White Paint C Custom/RAL* *See Finish Guide FINISH GUIDE LINK	CP Chicago Plenum

© 2026 Specialty Lighting Industries

NOTE: Last Updated on Wed, Oct 21, 2026 4:43 PM.
These specifications are subject to change without notice.

Specialty Lighting Industries
1306 Doris Ave., Ocean, NJ 07712
Tel. 732.517.0800 | Fax 732.517.0971

Ceiling Cutouts and Dimensions

Minimum 2' length. Minimum board length of 12". Depending on length specified, ends may have unlit area. Request submittal drawing if unlit end area definition is required.

SL2DC- Surface Mount SM (SL2DC-LSF-SM)

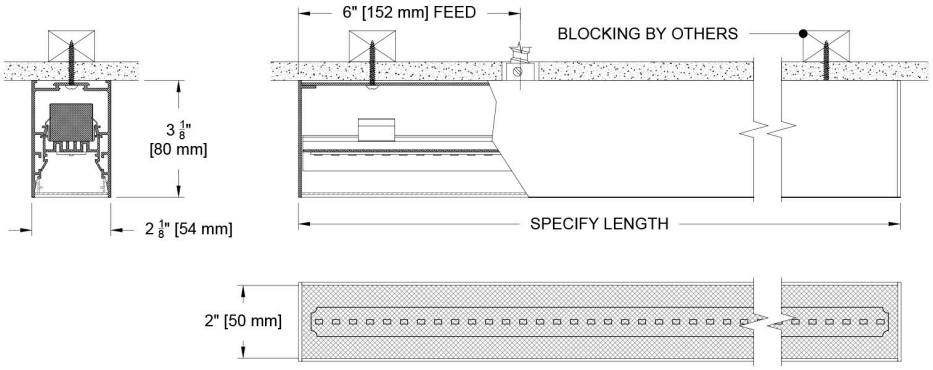

SL2DC- Cable Mount CBM (SL2DC-LSF-CBM)

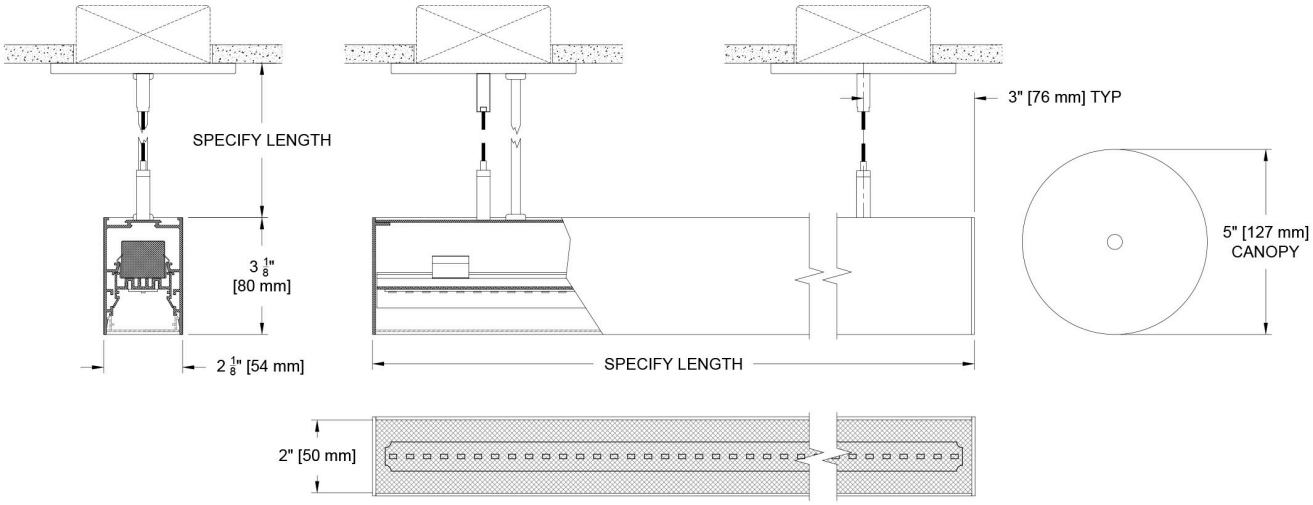

SL2DC- Pendant Mount STM (SL2DC-LSF-STM)

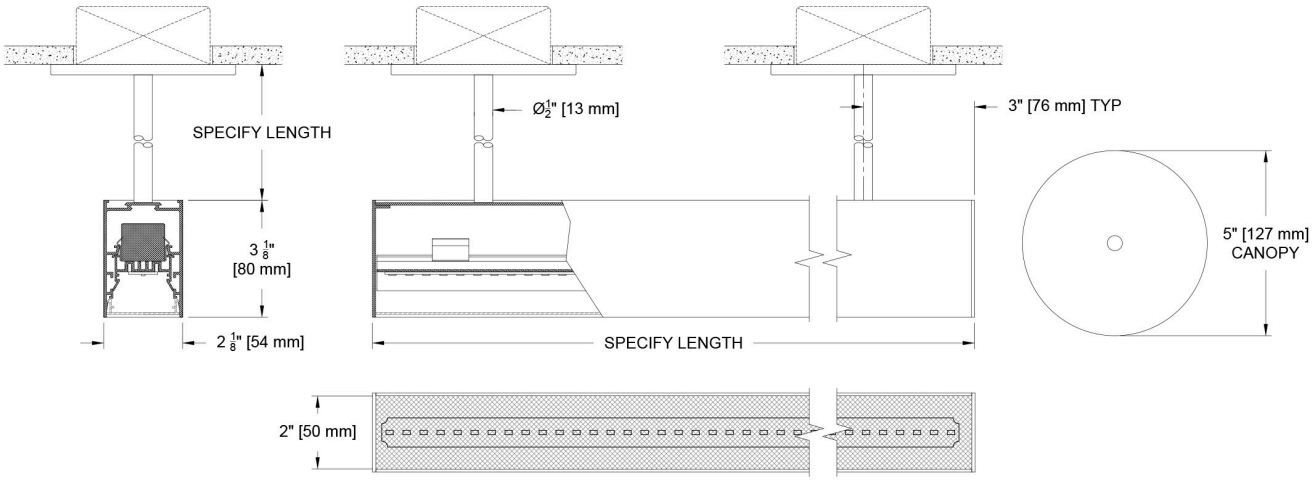

© 2026 Specialty Lighting Industries
NOTE: Last Updated on Wed, Oct 21, 2026 4:43 PM.
These specifications are subject to change without notice.
Specialty Lighting Industries
1306 Doris Ave., Ocean, NJ 07712
Tel. 732.517.0800 | Fax 732.517.0971

Photometric Table

Values are per foot. All flux measurements are delivered lumens based on 3000K and 1' (ft) length from production representative product. Flux can vary +/- 10% from source manufacturers rated flux range. Measurements taken with standard lens in a black housing. System watts are based typical source datasheet power values + 20% driver losses. Efficacy values will vary based on length and driver load.

Lumens per Foot Photometrics				
2" Linear Lensed		Performance/Foot		
Source	System watts (W/ft)	Delivered Lumens (lm/ft)	Lumens/ Watt/ft	Peak cd
F4	5	395	82	165
F8	10	790	82	334

CCT Multiplier	
CCT	Citizen
2700	0.96
3000	1.00
3500	1.03
4000	1.04

All measurements are delivered lumens/ft.
ISO CD plot based on F4 source

Beam angle

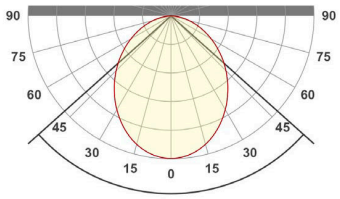

96.4°

© 2026 Specialty Lighting Industries
NOTE: Last Updated on Wed, Oct 21, 2026 4:43 PM.
These specifications are subject to change without notice.
Specialty Lighting Industries
1306 Doris Ave., Ocean, NJ 07712
Tel. 732.517.0800 | Fax 732.517.0971

Color Data

All data is based from goniometer measurements of production representative product. All color values can vary +/- 10% from LED manufacturer rated data range. Measurements at 3000 CCT unless otherwise noted.

F8 and F4 Linear Board

- <3 MacAdam Ellipse (<3 SDCM)
- 90+ CRI and RF
- 50+R9, Hue Bin 1 and 16

94 CRI

59 R9

92 RF

99 RG

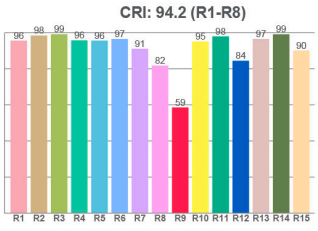

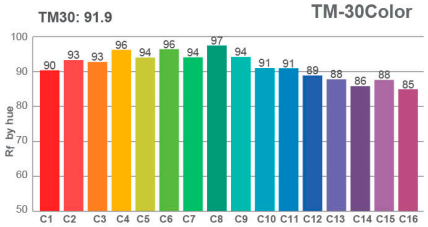

Spectra

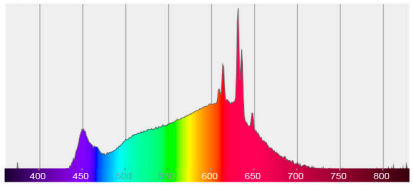

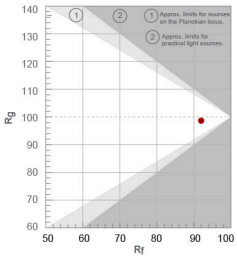

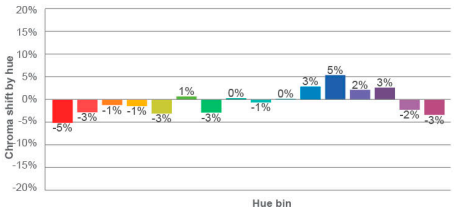

© 2026 Specialty Lighting Industries

NOTE: Last Updated on Wed, Oct 21, 2026 4:43 PM.
These specifications are subject to change without notice.

Specialty Lighting Industries
1306 Doris Ave., Ocean, NJ 07712
Tel. 732.517.0800 | Fax 732.517.0971